

DRIIFT DXB

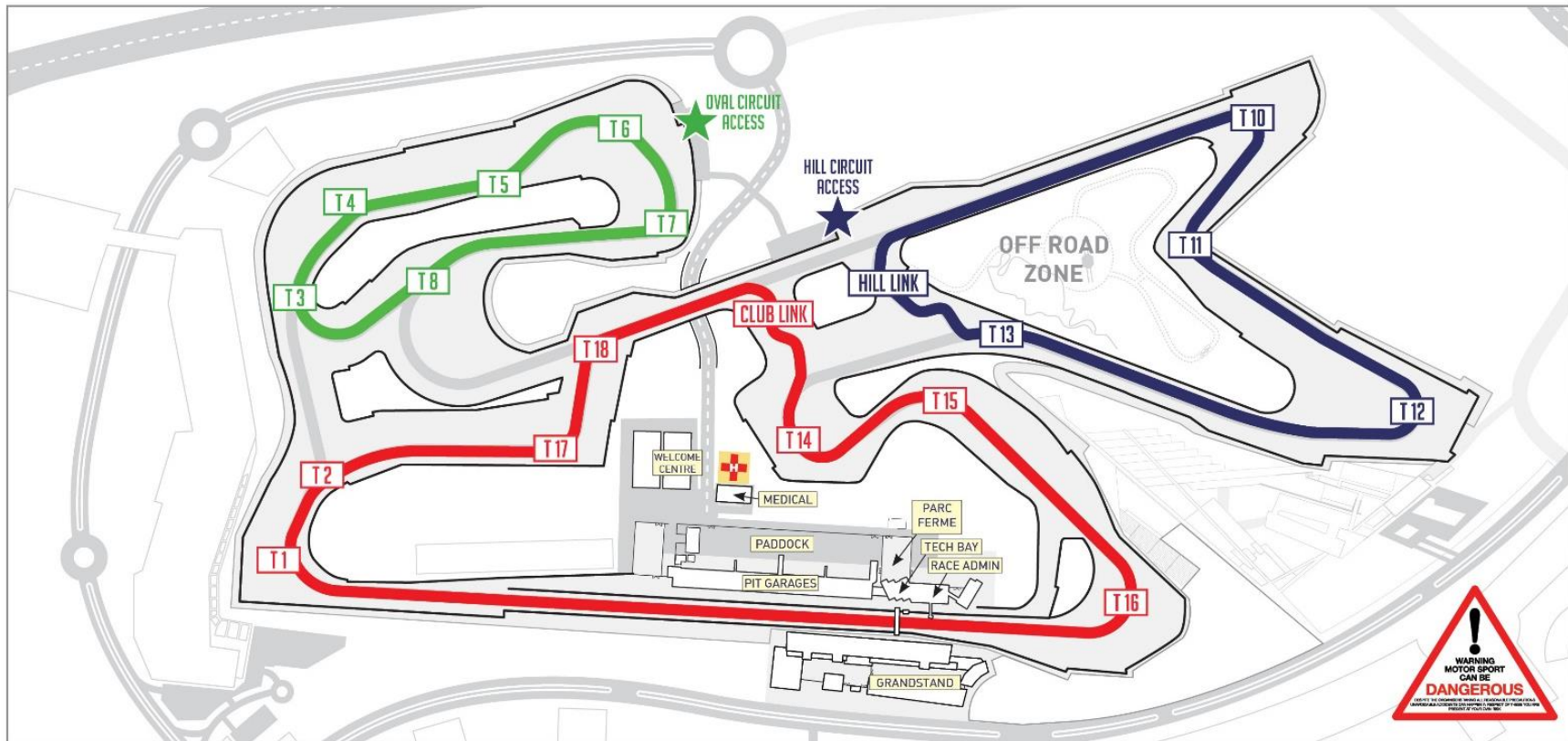
DRIVERS BRIEFING General On-Track Procedures

GENERAL SAFETY PRECAUTIONS

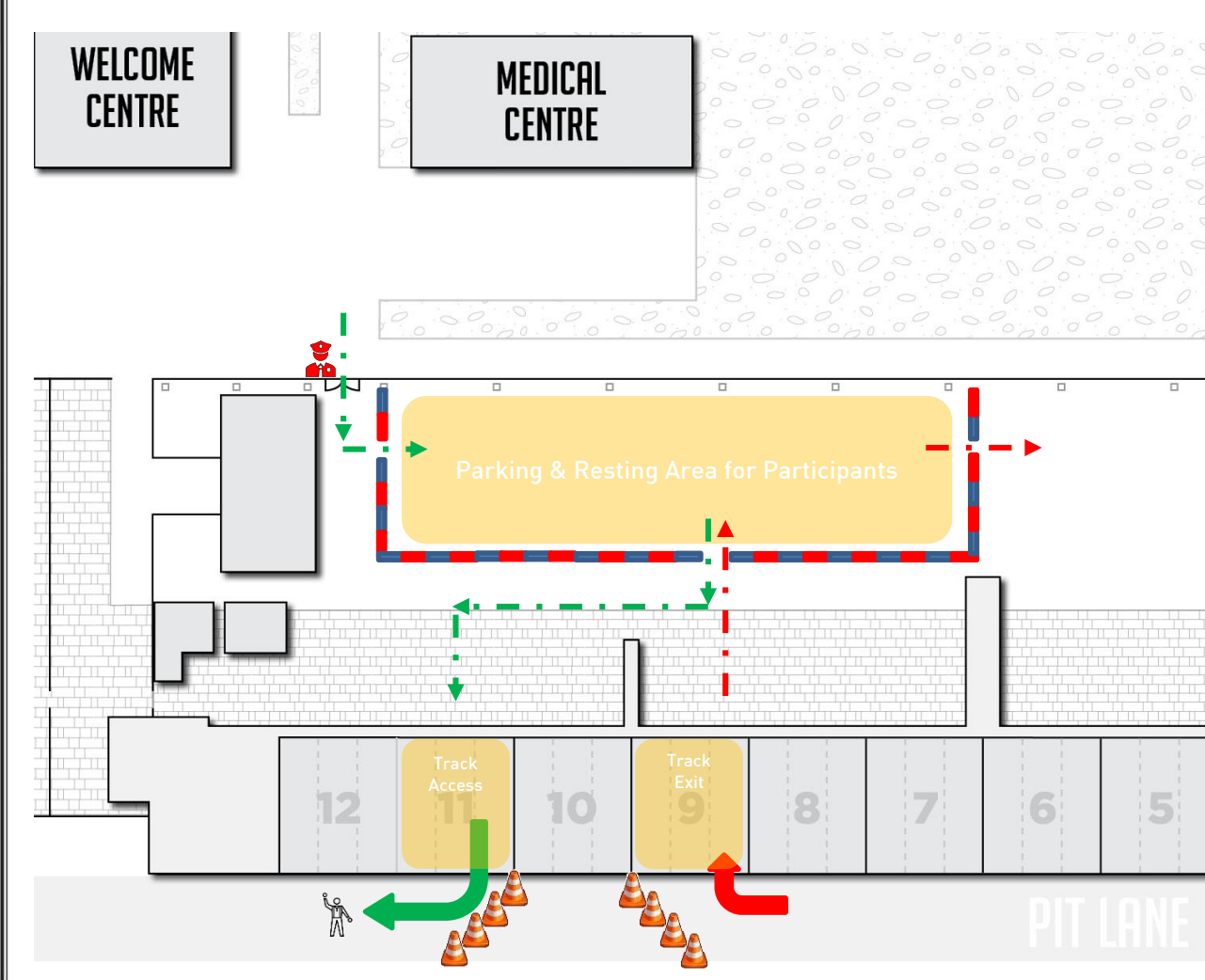
- Non-contact infrared forehead temperature checks are mandatory for all visitors to the venue
- All visitors are required to wear face-shields/masks at all times while at the venue
- All visitors must adhere to social distancing guidelines as its the responsibility of every individual to stay safe, enforce and monitor your social distancing while at the venue
- On-site sign-on and payment is currently not possible to minimize human interaction (online registration only!)
- Refrain from bringing any spectators to the venue during the DriftDXB event
- Please refer to the '[Infection Control Policy](#)' for further details

CIRCUIT CONFIGURATION

- All DriftDXB events will run on the Club Circuit (highlighted in red in below map)
- The circuit will be cleaned before each track day, but sand might always be present on circuit



FACILITIES & SIGN-ON



- Please make sure that you arrive in time
- Sign-on will be operated in no-contact process from Garage 10
- Present your booking confirmation to be scanned by DA staff
- Pre-booked helmets can be collected in Garage 10 before entering the track

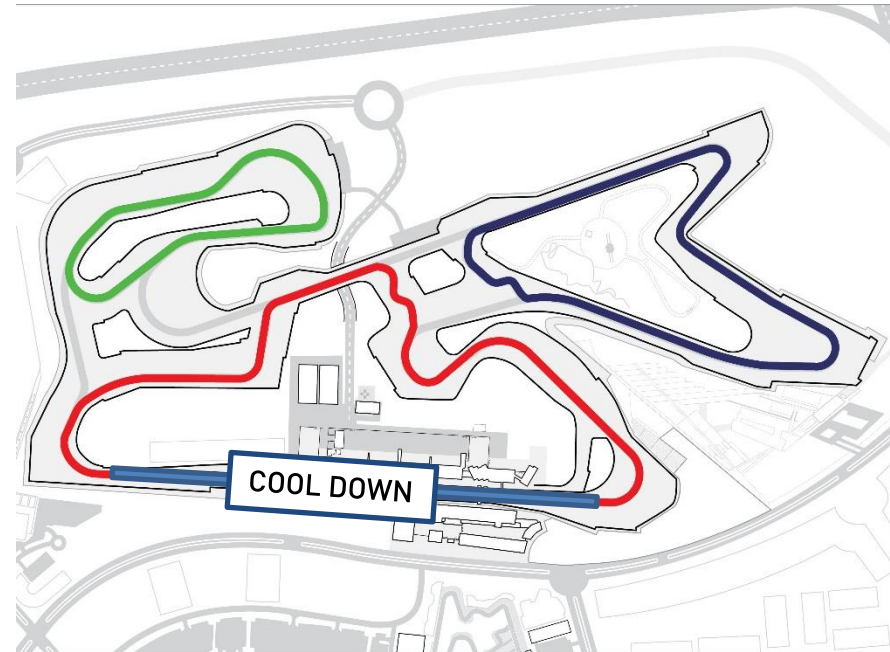
DRIFT DXB RULES

- Helmets and Seatbelt: worn correctly at all times
- Suits: mandatory for caged cars (advanced group)
- Windows: should be closed; max. ¼ gap open
- Roof: roof of convertibles must remain closed at all times
- Towing Eyes: Fitted before entering the track and functional
- Pitlane Speed Limit: 40 km/h from entering pitlane until exiting and while in paddock
- Cameras:
 - feel free to record your session to analyze at home
 - Internally mounted cameras only!
 - secured properly not presenting safety hazard by e.g. falling under your brake pedal
- Passengers: One passenger allowed per car, suit mandatory for passengers in advanced group
- Cars on Track: Maximum 10 cars out on track at a time, cars will be released from pitlane in 10 – 15s intervals

WHILE ON-TRACK

Remember: this is a disciplined and controlled environment and race control has cameras all around the circuit to enforce the rules and run a safe event for everyone

- Keep on right of white line while leaving pitlane
- Drifting is from Turn 1 until Turn 16; Main Straight to cool down
- In case of spin: don't keep doing a burnout as the car behind might not be able to see you through the smoke
- Avoid the curbs as they destroy your tyres
- Should your vehicle stop on track and cannot continue, remain in car. Do not get out and attempt to fix the issue! (See next slide for further info)



BREAKDOWN & RECOVERY


In case you encounter an issue while on track, please follow these procedures:

- In case of a relatively small issue, try to slowly return to pitlane (marshals will wave yellow flags to inform other participants of potential danger on track)
- Should you spill fluids on track (e.g. coolant or oil), please pull over safely as soon as possible and get off the track. A soiled track might require to stop the session for everyone to allow Race Control to clean the circuit.
- When stopping on track, try to look for the snatch gaps marked in orange; this allows us to quickly recover you and your car
- Remain in the car until marshals / recovery vehicles arrive. Leaving your car puts you at risk of injury by other cars on circuit.




FLAGS & LIGHTS ON-TRACK

- Flags & lights are our only method of communication with you while out on track
- Please observe these signals and be prepared to follow instructions accordingly



YELLOW

Danger, slow down sufficiently to ensure that full control of the vehicle can be retained. No overtaking.



RED

Session Stopped.
Slow down immediately and slowly return to pitlane.



RED AND YELLOW STRIPED

You are approaching a slippery surface.
Reduce speed accordingly and be prepared for reduced grip.



CHEQUERED

End of session.
Finish your lap and return to pitlane